


Sliding Door Harness

Realized a light weight Sliding Door Harness that has significantly durable against continuous bending by applying a flat cable.

There is no degradation in performance even under environments of -40°C (low temperature) to 85°C (high temperature), it is applicable to any destination all over the world.



What's Sliding Door Harness?

Wiring parts which apply electrical connection between a car body and a slide door at all times even under door-open situation.

Since it is responsible for power supply / signal transmission to all auxiliary devices mounted with slide doors, it is required to have durability to follow the opening and closing movement of the sliding door without breaking the conductor.

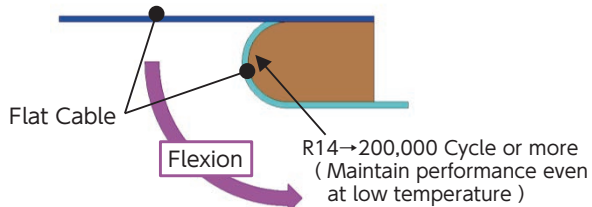


Sliding Door Harness

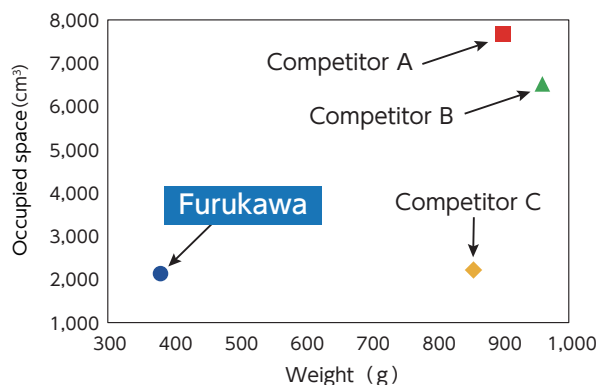
Features

High durability / Small size / Lightweight

High durability



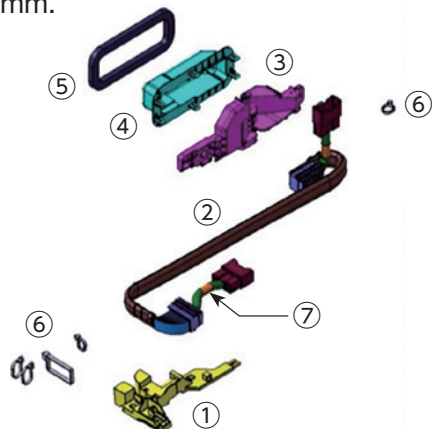
Small size / Lightweight



Features	Merits
High durability	• Improved electrical reliability of slide door opening / closing function regardless of usage environment.
Small size	• Improved design flexibility of electrical devices layout inside Slide Door. • The door trim design can be more flexible. (Contributing to expansion of passenger space)
Lightweight	• Contributing to improved fuel economy.

Structure

Example) Vehicle with Sliding door movement amount is 800 mm.



	Parts	Number
①	Body mount parts	1
②	Protection tube	1
③	Door mount parts A	1
④	Door mount parts B	1
⑤	Waterproof seal	1
⑥	Cable tie	5
⑦	Wiring assy	1


①, ③ are vehicle fixing parts. (The shape varies depending on vehicle conditions)
 ④, ⑤ will be used or not used depending on vehicle conditions.
 ⑦ is changed according to circuit specifications.

Application technology to products


◎ Applied our company's Flat Cable with high bending performance.



◎ Directly connect wires and Flat Cable with WF terminal using our unique pierce connection.



Waterproof correspondence is also applicable by covering the WF terminal part with a butyl pad.



Benchmarking

	Furukawa	Competitor A	Competitor B	Competitor C
Wiring type	Flat Cable	AESSXf	AESSXf / HFSS AVSS / CIVUS	AESSXf
Minimum bending radius	R14	R30	R40	R30
Number of circuits	22	19	26	23
Occupied space	2,130 cm ³	7,730 cm ³	6,520 cm ³	2,190 cm ³
Weight	380 g	900 g	960 g	850 g
Part type quantity (Mechanical parts only)	6	15	20	10
Number of parts (Mechanical parts only)	10	25	23	38

FURUKAWA ELECTRIC CO., LTD. <http://www.furukawa.co.jp/en/>

Automotive Products Division

HEAD OFFICE

Marunouchinakadoribiru 2-3, Marunouchi 2-chome Chiyoda-ku, Tokyo, 100-8322, Japan Tel:03-3286-3355 Fax:03-3286-3667

CENTRAL JAPAN SALES DEPARTMENT

4-15, Tsuchihashi-chou, Toyota-shi, Aichi Pref., 471-0842 Tel:0565-25-2771 Fax:0565-25-2720

The products and their appearances, as described in this brochure, are subject to change for improvement without prior notice.

Export Control Regulations

The products and/or technical information presented in this publication may be subject to the application of the Foreign Exchange and Foreign Trade Act and other related laws and regulations in Japan.

In addition, the Export Administration Regulations (EAR) of the United States may be applicable.

In cases where exporting or reexporting the products and/or technical information presented in this publication, customers are requested to follow the necessary procedures at their own responsibility and cost.

Please contact the Ministry of Economy, Trade and Industry of Japan or the Department of Commerce of the United States for details about procedures.