


New diffusing cap provides unprecedented **brightness**

Diffusing MCPET Cap



Makes the most of light energy when used with an MCPET reflector sheet. Eliminates the uneven output of light from fluorescent tubes, and directs the light even to the socket parts.

Features include

- ① **Elimination of uneven light output :**
Eliminates unevenness of light output from fluorescent tubes.
- ② **Bright screen :** Light even reaches the ends of the tube.
- ③ **Easy installation :** Simple installation to cover the fluorescent tube thanks to its cylindrical shape.
- ④ **When combined with the following devices increases diffusion effects even more**
 - Use of a surface plate of Mitsubishi Rayon's #430 or its equivalent with 3mm to 5mm thickness.
 - Installation of ridge-shaped MCPET between fluorescent tubes.
- ⑤ **Can reduce thickness by 30% or more even for a light ceiling with a highly transparent glass cloth surface.**

Specification

One type can be used for all types of fluorescent tubes; sizes from $\phi 16\text{mm}$ (slim-type) to $\phi 38\text{mm}$. The length is fit to 40 watt fluorescent tubes. Cut before use for shorter tubes.

Material: Front MCPET, back PET transparent film.
Thickness: 1.1mm Width: 78mm Length: 1190mm

⚠ Caution



- ① The new type especially requires the use of MCPET.
- ② Please confirm the effect first when applying the slim-type tube.
- ③ Refer to materials "Structure of cost effective thin-type signboard (45mm)" and "Illumination design for electric signboard".

Without an MCPET Cap
[Reflector : Steel sheet with white coating]



FL20×2 units; Pitch: 250mm; Milk translucent: Mitsubishi Rayon's #430, 3mm t; Signboard thickness: 90mm

Diffusion with an MCPET Cap
[Reflector : MCPET with center ridge]



FL20×2 units; Pitch: 250mm; Milk translucent: Mitsubishi Rayon's #430, 3mm t; Signboard thickness: 90mm

Example of effects