

S326


High Precision Optical Fiber Cleaver




Key Features

- Cleave anywhere
- Simple operation
- Easy fiber loading
- Durable and reliable design
- Wide lid opening
- Long blade life
- Light weight (About 30% reduced from previous model)
- High capacity waste bin
- RoHS compliant


With its ergonomic and light weight design, the S326 cleaver offers the operator the versatility to cleave on a work bench or in the palm of their hand. The reduced lid size and wide opening angle facilitates fiber loading and improves stability resulting in better single and ribbon fiber cleaves. Just pressing the lever completes the fiber cleave and automatically collects the waste. With 24 positions, the long life-time blade achieves 48,000 fiber cleaves. The S326 cleaver can offer optical fiber cleaving for a full range of OSP and OEM applications.



Operation on desktop



Operation on hand



Wide lid opening angle

Product Line Up

Model	Application
S326A	125µm clad diameter fiber
S326S80	80µm clad diameter fiber


Specifications

Item	S326A	S326S80
Fiber Types	All fiber types	All fiber types
Fiber Count	Single to 12 ribbon fiber	Single
Clad Diameter	125 µm	80 µm
Coating Diameter	Single fiber: 250 to 900 µm Ribbon fiber: 300 to 400 µm (thickness)	Single fiber: 160 to 180 µm
Cleave Length	Single fiber: 5 to 20 mm Ribbon fiber: 10 mm	Single fiber: 5 to 10 mm
Blade Life *1	48000 fibers (2000 fibers×24 positions)	48000 fibers (2000 fibers×24 positions)
Dimensions	96W×79D×56H mm	96W×79D×56H mm
Weight	250 g	250 g

*1: The blade life depends on the operation environment and condition. The number can vary and is not guaranteed.


Standard Package

Item	P/N	Quantity	
		S326A	S326S80
① S326A Main Body	S326A-01	1	—
① S326S80 Main Body	S326S80-01	—	1
② Single Fiber Adapter	S326X-18	1	1
③ Normal Fiber Waste Bin	S326X-12	2	2
④ Large Capacity Fiber Waste Bin	S326X-13	1	1
⑤ Hard Case	S326X-17	1	1
⑥ Hexagonal Wrench	S326X-16	1	1
Operation Manual	FTS-B423	1	1



New Design of Single Fiber Adapter

Vivid scale makes visibility easier. By changing the mounting position, it can prevent the consumption at a particular position of clamp rubbers and make the life time of rubber longer.



Contact Us :

FURUKAWA ELECTRIC CO., LTD.

Head Office:

2-3, Marunouchi 2-chome,
Chiyoda-ku, Tokyo,
100-8322, Japan
TEL: + 81 3 3286 3227
FAX: + 81 3 3286 3978
www.furukawa.co.jp
fec.abr_opt_splicer@furukawaelectric.com

Europe:

Furukawa Electric Europe Ltd.
Furukawa House
77-85 Fulham Palace Road,
London W6 8JD, U.K.
Tel: + 44 (0) 20 7313 5300
Fax: + 44 (0) 20 7313 5310
www.furukawa.co.uk
splicers@furukawa.co.uk

North & South America:

OFS Fitel, LLC
2000 Northeast Expressway
Norcross, Georgia 30071, U.S.A
TOLL FREE: + 1 866 452 9516
Tel: + 1 678 783 1090
Fax: + 1 678 783 1093
www.ofsoptics.com
splicers@ofsoptics.com

China:

**Furukawa Shanghai, Ltd.
Beijing Branch**
Room 1108 Beijing Jing Guang
Center Hujialou Chaoyang District
Beijing 100020, China
Tel: + 86 10 8591 0608
Fax: + 86 10 8591 0609
www.furukawa-sh.cn

South East Asia:

**Furukawa Electric Singapore
Pte. Ltd.**
60 Albert Street, #13-10 OG
Albert Complex, Singapore
189969
Tel: + 65 6224 4686
Fax: + 65 6336 2635
comms@furukawa.com.sg

Export Control Regulations

The products and/or technical information presented in this publication may be subject to the application of the Foreign Exchange and Foreign Trade Act and other related laws and regulations in Japan.

In addition, the Export Administration Regulations (EAR) of the United States may be applicable.

In cases where exporting or reexporting the products and/or technical information presented in this publication, customers are requested to follow the necessary procedures at their own responsibility and cost.

Please contact the Ministry of Economy, Trade and Industry of Japan or the Department of Commerce of the United States for details about procedures.